



Fiscal Year 2026 (May 2025-April 2026)

# Q2 Financial Briefing

---

gumi Inc. (Securities code: 3903)

December 12, 2025

# Contents

■ Executive Summary	p.2
■ Other Topics	p.11
■ Progress By Business	p.17
■ Financial Highlights	p.28
■ Appendix	p.33

- **Executive Summary**

## Executive Summary

### ***OraDora's Q2 success is expected to fuel strong revenue and profit growth starting in Q3***

- ✓ The strong performance of *JoJo's Bizarre Adventure Ora Ora Overdrive (OraDora)* drove Q2 revenue **up 84%** quarter-over-quarter (QoQ).
- ✓ Meanwhile, due to the revenue contribution period of *OraDora* was limited to approximately one month and one-off advertising and promotion expenses (approximately 435 million yen) associated with the release, the Company recorded a temporary operating loss. **(Note: Operating profit excluding these advertising and promotion expenses was approximately 200 million yen.)** From Q3 onward, profits will be recorded quarterly (3 months) and advertising and promotion expenses will normalize. **Substantial increase in profit is expected starting from Q3.**
- ✓ Revaluation gains on crypto assets in the Blockchain-Related Businesses continued to contribute, and **net profit attributable to parent company shareholders was positive for five consecutive quarters.**

(million yen)

	Net Sales	Operating Profit	Ordinary Profit	Pre-Tax Net Profit	Profit Attributable to Parent Company Shareholders
Q1	1,354	72	1,234	1,270	1,247
Q2	2,496	(235)	267	203	103
Q2 Cumulative	3,850	(163)	1,502	1,473	1,351

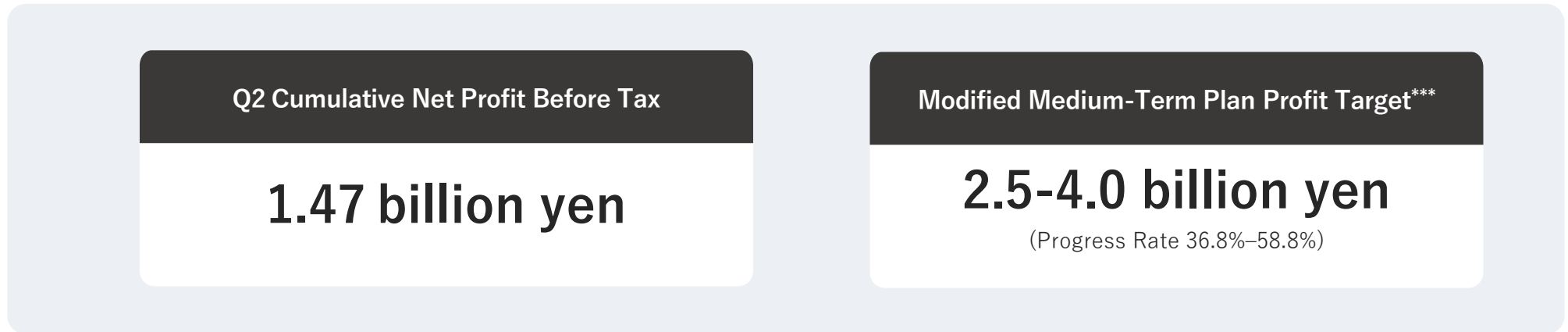
## Topics

- ✓ September 25: *OraDora* released. Surpassed 1.5 million downloads, strong start recorded.
- ✓ October 2: Resolved to raise funds through the issuance of the 26th Series of Stock Acquisition Rights (with Exercise Price Adjustment Clause).
- ✓ October 21: To contribute to the XRP ecosystem, invested USD 5 million in Evernorth, which operates an XRP treasury. In addition, XRP is being acquired in stages, taking market conditions into account.

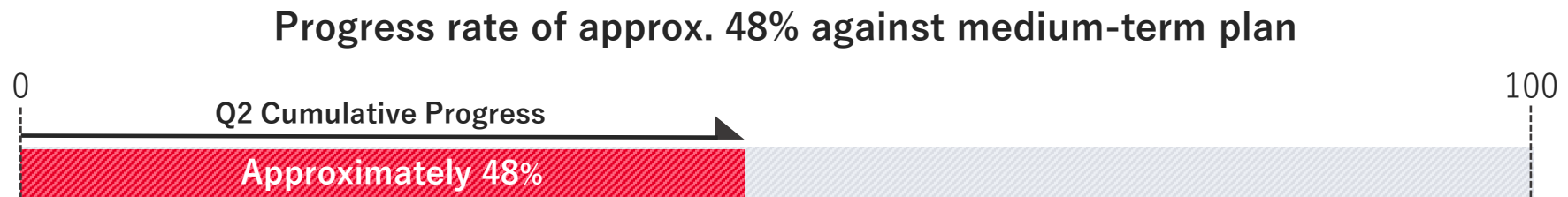
# Executive Summary: Medium-Term Plan\* Progress

- ✓ Recorded cumulative Q2 net profit before tax of 1.47 billion yen. **Progress currently stands at approximately 48%\*\* against the profit target of 2.5 billion yen to 4.0 billion yen.**

## FY 2026



## Progress Rate



\*Refers to plan established in Jun. 2023 and revised in Jun. 2025.

\*\*The approximately 48% is calculated based on the median (the median of progress rates from 36.8% to 58.8% against 2.5 billion yen to 4.0 billion yen).

\*\*\*Profit refers to net profit before tax.

# Executive Summary: Stable Earnings Base via Hit Titles

The first title under the revised strategy, *JoJo's Bizarre Adventure Ora Ora Overdrive*, is a major hit. IP titles will be regularly released under the same model from the next fiscal year onward.

New Strategy ▶▶▶

Major IP with Global Recognition

×

Proprietary Game Engine

=

Reproducible Hit Creation Model

This Fiscal Year: Completion of the Revenue Base

Stability Phase

Secure stable revenue while continuing to invest in next titles.



Surpassed 1.5 million downloads

From Next Fiscal Year Onward: Reinforcing the Growth Base

Profit Expansion Phase

Continue annual releases of 1–2 titles, steadily building up stable earnings.

Release Year	Title	Status
2025	<i>OraDora</i>	Live (Stable Revenue)
2026	NEXT IP (Major External IP)	In development
2027	NEXT IP (Major External IP)	In development

# Executive Summary: Strategic Utilization of Our IP

Utilizing our own IP to promote brand value and expand revenue opportunities.

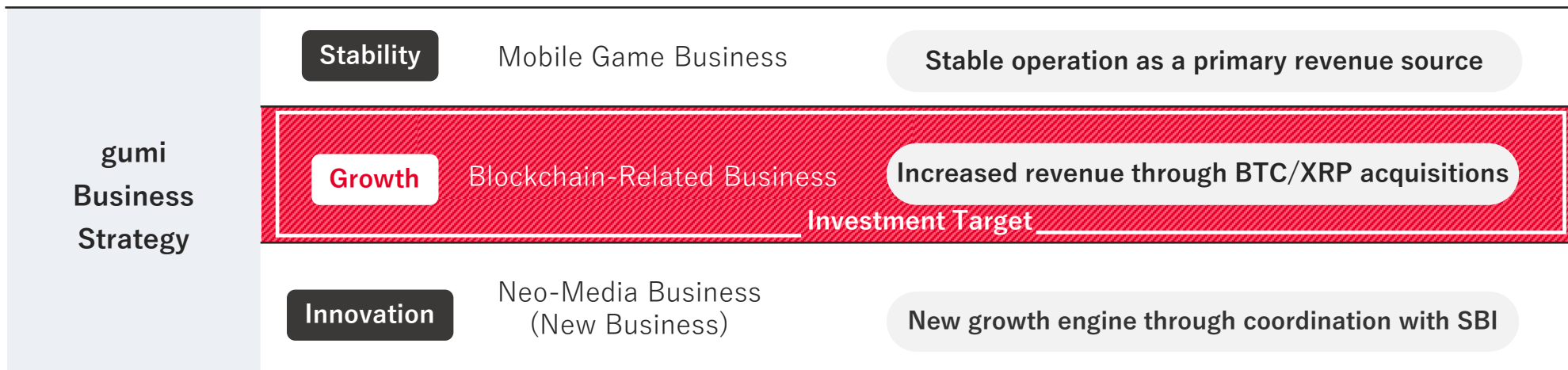
- ✓ Partnering with StudioZ for Spring 2026 Release.



# Executive Summary: Issuance of the 26th Series Stock Acquisition Rights (with Exercise Price Adjustment Clause)

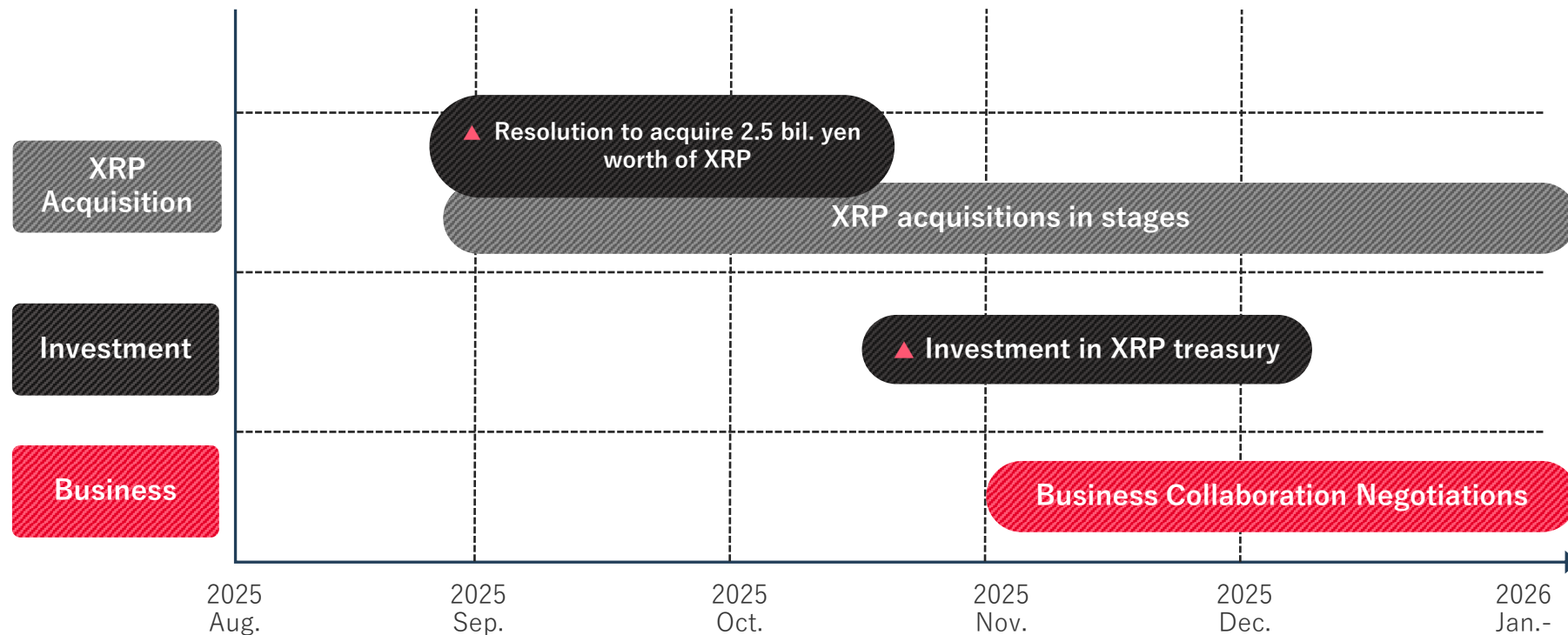
Effectively the entirety of funds raised **will be focused on investments in our growing Blockchain-Related Business.**

<b>Maximum Number of Shares Issued</b>	10.7 million shares (21.6% of Total Issued Shares)
<b>Exercise Period</b>	Two years (Oct. 21, 2025 to Oct. 20, 2027)
<b>Allottee</b>	SBI SECURITIES Co., Ltd.
<b>Use of Funds</b>	<ul style="list-style-type: none"> <li>① Repayment of borrowings intended to strengthen the financial base and secure agile investment capacity. (The borrowings in question were already utilized as funds to acquire XRP.)</li> <li>② Strengthening growth potential through the acquisition of BTC/XRP</li> <li>③ Investments focused on the Blockchain Sector</li> </ul>



# Executive Summary: Strategic Acquisition of XRP and Strengthening of Business Collaboration

- ✓ On August 29, the Company resolved to acquire 2.5 billion yen worth of XRP. The acquisition of XRP is being executed in stages, taking market trends into account.
- ✓ On October 21, the Company made a joint investment with the SBI Group in Evernorth (an XRP treasury enterprise), contributing USD 5 million.







Promote strategic investment to directly lead to the expansion of revenue opportunities.

# Executive Summary: Accumulation of Crypto Assets

- ✓ (Upper Table) Due to the receipt of crypto assets and the recording of revaluation gains, the balance of crypto assets increased by **approximately 2.3 billion yen** from Q1.
- ✓ (Lower Table) The joint fund with SBI is scheduled to be formed within 2025.
- ✓ The Group's holdings are **expanding to the scale of 30 billion yen**.
- ✓ The growth of crypto asset balances contributes to increased returns in the asset management business.

(million yen)

		Investment Target	Crypto Asset Balance		Revenue Type
			As of EO Q1	As of EO Q2	
gumi Group	gumi Hinode Technologies (gumi x TIS) Other Group Companies	Listed Crypto Assets*     ⋮	9,886	12,157	Capital Gain
					Investment Income
		Investment Target	Crypto Asset Balance		Revenue Type
			As of EO Jun. 2025	As of EO Sep. 2025	
Funds	gumi Cryptos Capital	Listed Crypto Assets	6,211	10,287	Capital Gain
	gumi Cryptos Capital II	Unlisted Crypto Assets	7,516	5,111	
	Decima Fund				
	Joint Fund with SBI (gumi x SBI)	Listed Crypto Assets	-	Several billion yen range	

- The crypto asset balances of the above-mentioned funds are based on information available as of the end of September and have not undergone financial auditing.
- Above mentioned figures include investment balances from SAFEs for the purpose of token acquisition, but do not include investment balances for shares.
- Each fund is considered an affiliated company in which gumi has varying amounts of shares, and thus varying degrees of equity attributable to the company.

## Definition of Revenue Types

**Capital Gains:** Profit derived from the increase in the price of held assets.

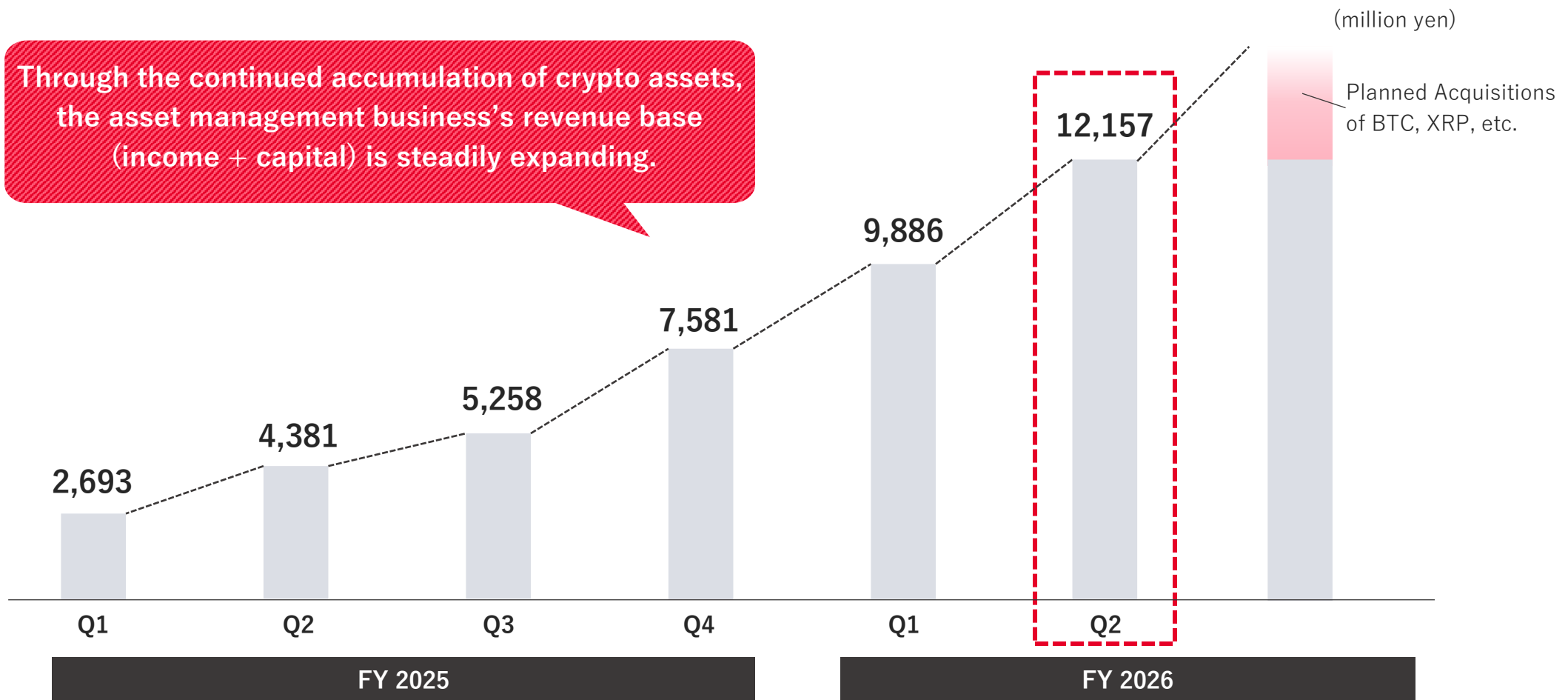
**Investment Income:** Recurring earnings from sources such as staking rewards.

\*Crypto assets shown are a sample of our holdings.

# Executive Summary: Trends in Group's Held Crypto Asset Balances

- ✓ As of Q2, the gumi Group's crypto asset balance recorded a **significant year-over-year increase of +177%**.
- ✓ Balances continued to build on a quarterly basis, maintaining a stable upward trend.
- ✓ Continue to strengthen the earnings base through strategic acquisitions of BTC, XRP, and other assets.

## Trend in the Balance of Crypto Assets Held by the gumi Group (Excluding Funds)



Note: Q1 = EO Jul., Q2 = EO Oct., Q3 = EO Jan., Q4 = EO Apr.

## ■ Other Topics

## Other Topics: FY 2026 Q2 (P/L)

A temporary operating loss was recorded due to upfront investment.  
From Q3 onward, **a substantial increase in profit is expected.**

- ✓ Sales increased quarter on quarter. The earnings base of the Mobile Game Business **expanded steadily** (QoQ: +1,141 million yen).
- ✓ Meanwhile, primarily due to increased advertising and promotion expenses accompanying the release of the new title *OraDora*, a temporary operating loss was recorded.
- ✓ Starting in Q3, advertising and promotion expenses will normalize, and we **anticipate this will lead to a significant expansion of profit.**

(million yen)

	FY 2025				FY 2026	
	Q1	Q2	Q3	Q4	Q1	Q2
Net Sales	2,848	2,645	1,911	1,537	1,354	2,496
Operating Profit	65	114	119	71	72	(235)
Ordinary Profit	262	728	76	1,036	1,234	267
Net Profit Attributable to Parent Company Shareholders	(167)	767	905	557	1,247	103

### Quarterly and Cumulative YoY Comparison

(million yen)

QoQ	Cumulative YoY
+1,141	(1,643)
(308)	(343)
(966)	+511
(1,144)	+751

# Other Topics: FY 2026 Q2 Performance by Segment (P/L)

Expenses are front-loaded in the Mobile Game Business, while the Blockchain-Related Business shows stable earnings.

## Mobile Game Business

- ✓ A temporary operating loss was recorded, primarily due to one-time advertising and promotion expenses (approx. 435 million yen) accompanying the release of *OraDora*.

**(Note: Operating profit after deducting the said advertising and promotion expenses: approx. 107 million yen).**

From Q3 onward, advertising and promotion expenses will normalize, and **stable profitability is expected.**

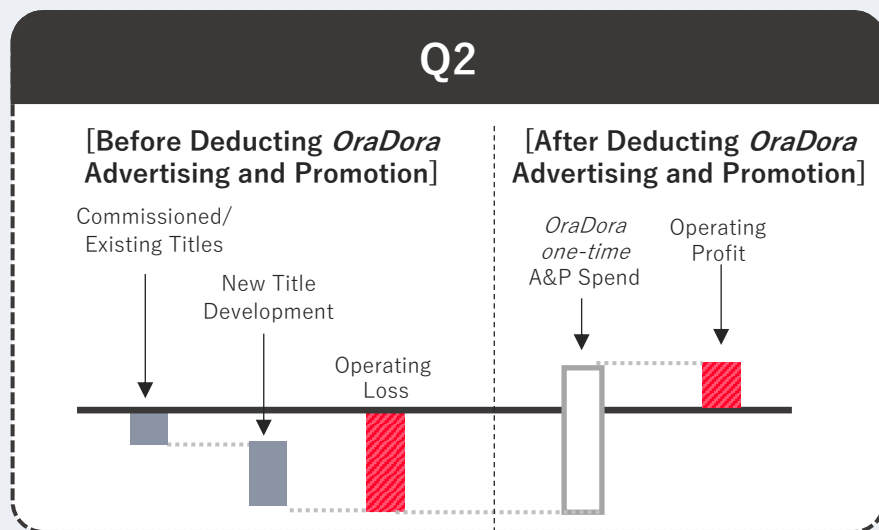
## Blockchain-Related Business

- ✓ Revenue from received crypto assets contributed to earnings, covering game development expenses and asset management costs, resulting in operating profit.

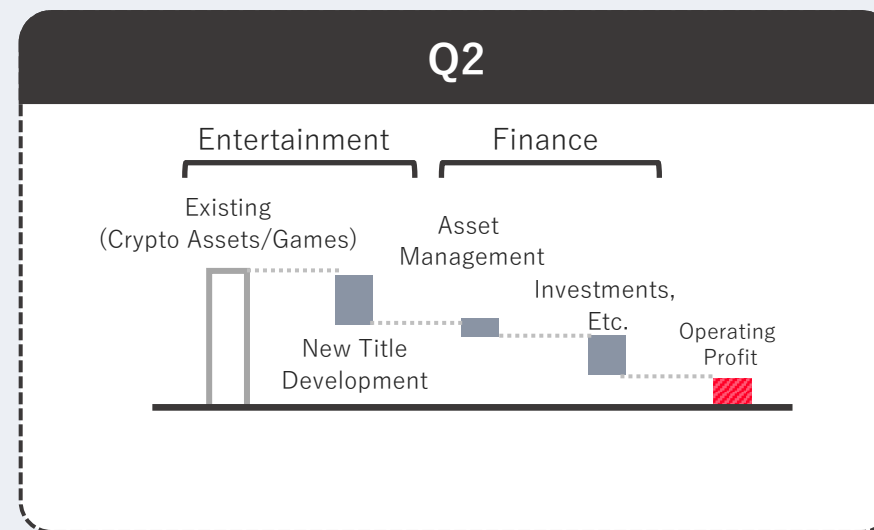
### Operating P/L Overview

Positive factor  
 Negative factor

#### Mobile Game Business



#### Blockchain-Related Business



Note: The profit and loss of *OraDora* and *Brave Frontier Versus* are included under "New Title Development."

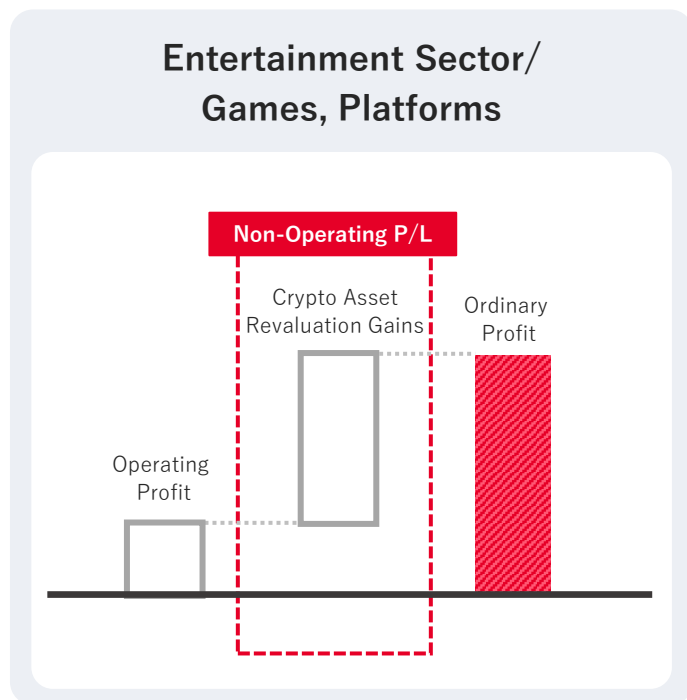
# Other Topics: Additional Info Regarding Profits From Blockchain-Related Business

Due to increased prices of held crypto assets, **the Group continued to record ordinary profit.**

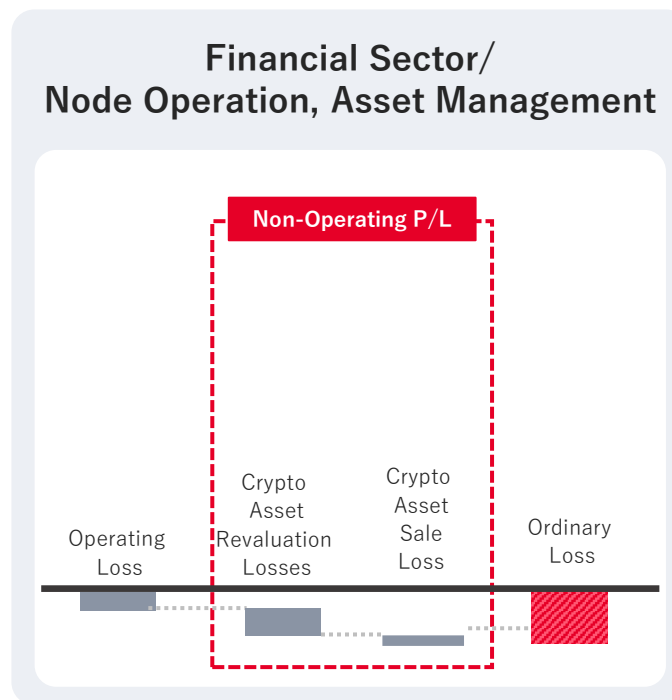
- ✓ In the Entertainment Sector, ordinary profit was recorded due to rising prices of crypto assets received on an ongoing basis.
- ✓ In the Node Operation and Asset Management Sector, although an ordinary loss was recorded due to a decline in the crypto asset market, losses were contained through operations such as rebalancing.
- ✓ In the Investments, etc. sector, equity-method investment losses occurred at VR FUND and other entities, resulting in the recording of an ordinary loss.

## Overview of Non-Operating P/L for the Blockchain-Related Business (Q2)

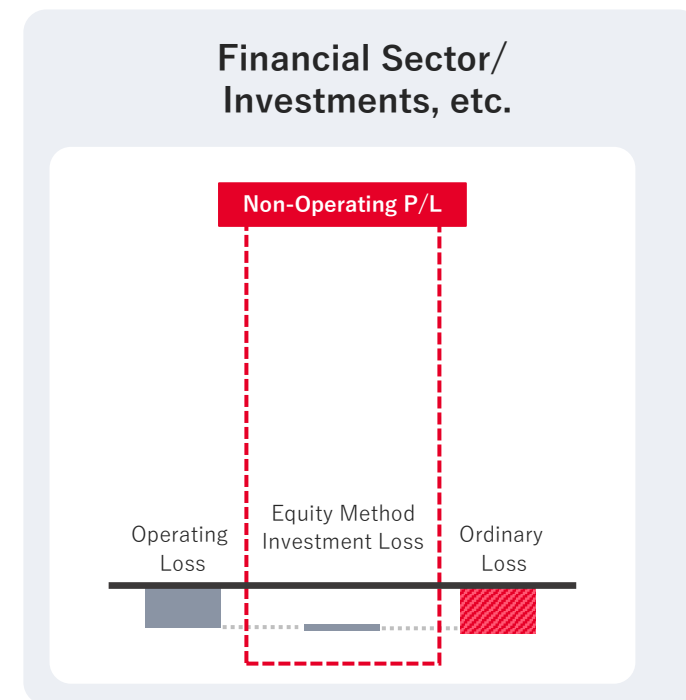
Positive factor  
 Negative factor



**Crypto asset revaluation gains drove ordinary segment profit**



**Temporary ordinary loss due to crypto asset revaluation losses**



**Ordinary loss due to investment losses**

\*The red dotted box indicates the portion contributing to non-operating profit or loss (both positive and negative).

# Other Topics: Strategic Investments in the AI Sector

Promoting strategic investment in the AI sector with an eye toward future business.

- ✓ Promoting new business creation in AI while accelerating **investments in leading Silicon Valley startups in partnership with AIEB\***.
- ✓ Three new strategic investments in AI companies.
- ✓ Further investments on the scale of several hundred million yen are anticipated.



## List of Investees (Including those other than AIEB)

► About AIEB <https://www.aientrepreneurs.org/>



toma

PIRAMIDAL



## Key Investment Partners of AIEB

ANDREESSEN  
HOROWITZ



## Other Topics: Resignation of a Director

### Resigning Outside Director

Mr. Daisuke Okazaki (hereinafter, "Mr. Okazaki")

### Resignation Date

December 12, 2025

### Background of the Resignation

---

- ✓ November 20, 2025: AltPlus Inc., a company engaged in the development and operation of mobile games, etc., announced that it had acquired shares of Okazaki Holdings, Inc., represented by Mr. Okazaki, and had entered into a Business and Capital Alliance agreement with Okazaki Holdings, Inc., making it an equity-method affiliate.
- ✓ November 25, 2025: AltPlus Inc. announced that Mr. Okazaki acquired shares of AltPlus Inc., making him a major shareholder.

### Reason for Resignation

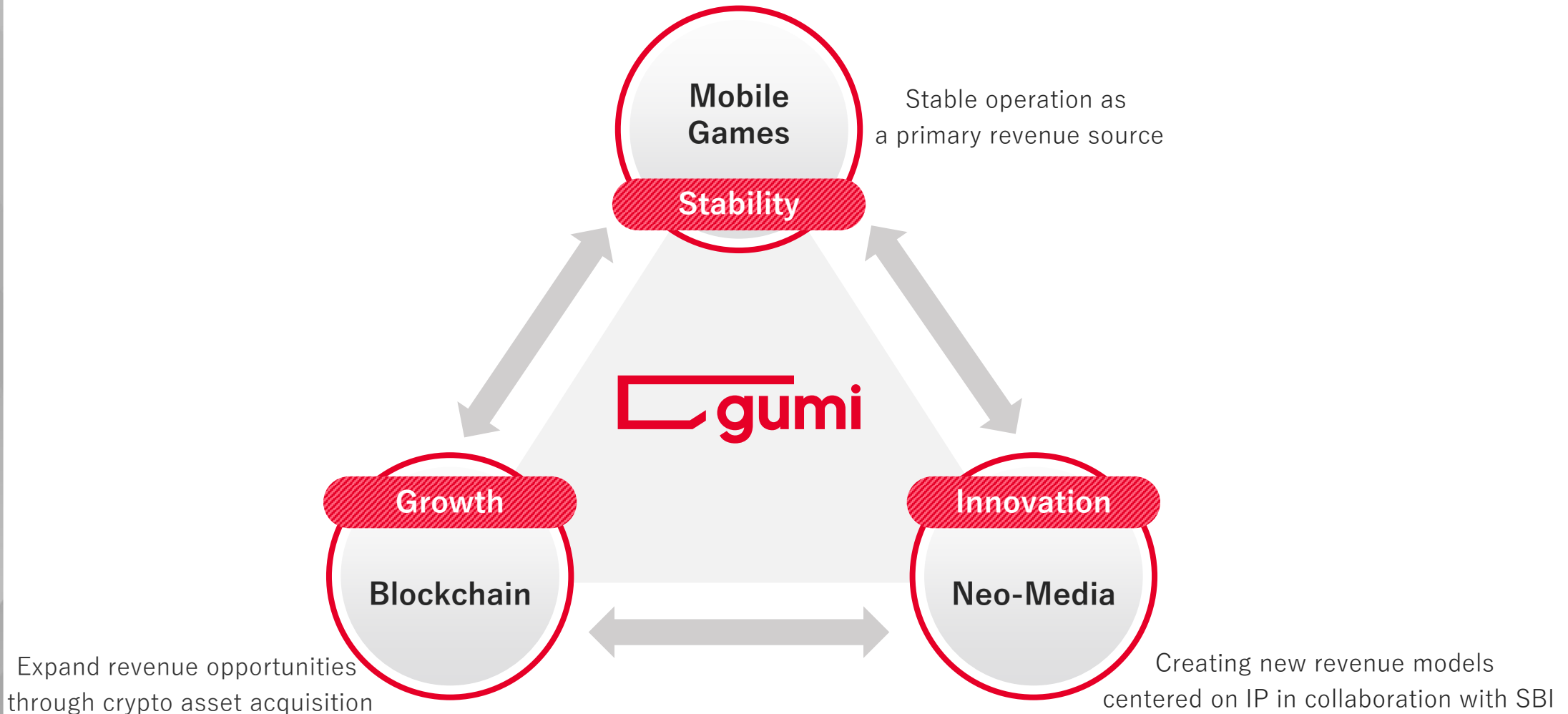
---

- ✓ While no risk of issues such as conflicts of interest is recognized at present, it is necessary to preemptively avoid potential future risks (such as a breach of the duty of care).
- ✓ Upon receiving Mr. Okazaki's proposal that it would be best for him to resign as a director of the Company, the Company's Board of Directors approved his resignation.

- **Progress by Business**

# Progress by Business: Business Policy

Stability × Growth × Innovation  
to Achieve Sustainable Earnings Growth



## Progress by Business: Mobile Game Business (Strategy)

### Strategy

Combine major IPs with the Company's proprietary game engine and shift to a model that can compete even in a challenging market environment.

Globally Recognized, Major IP



Stable Global User Acquisition



Proprietary Game Engine



Reduced Development Cost



A Reproducible Hit-Creation Model



Stable Hit Titles

# Progress by Business: *JoJo's Bizarre Adventure Ora Ora Overdrive*

Released the first title under the revised strategy, *OraDora*, on September 25, and it **became a major hit as expected**. Surpassed **1.5 million downloads** as of October 20.



▶ Aim to expand revenue by improving retention through the introduction of GVG (Guild vs Guild) and by releasing a PC version

# | Progress by Business: Blockchain-Related Business

Entertainment/Blockchain Games

*Brave Frontier Versus*, released on October 22, faced challenges. New investment in development will be scaled back due to the market environment, concentrating management resources in the Financial Sector.

## Operations Progress

---

### | *Brave Frontier Versus*

- As challenges persist, the Company will review its cost structure and shift to cost-optimized operations.

## Status of Development Projects

---

### | IP Title (1 Title)

- New investment in development will be scaled back.
- After assessing market trends, the Company will decide future policy at the appropriate timing.

# Progress by Business: Blockchain-Related Business (gumi's Area of Strength)

Finance/Node, Asset Management

Finance × Blockchain = **Build Our Proprietary Revenue Model**  
A driver of the sustainable growth of corporate value.

## Track Record

### Track Record of Collaboration with Major Companies

- Accumulate achievements in node operations and asset management.
- Established a joint venture with TIS and expanded node operations.
- Plan to form a listed crypto asset fund with SBI (within 2025).



## Model Structure

### gumi's Advantages

- By **holding** and **operating** crypto assets, achieve both capital gains and income gains.
- Establish an operating framework and expansion capability through collaboration with SBI/TIS.
- Build an operating model that fuses finance and blockchain.

# Progress by Business: Blockchain-Related Business (Basic Strategy of the Asset Management Business)

Finance/Node, Asset Management

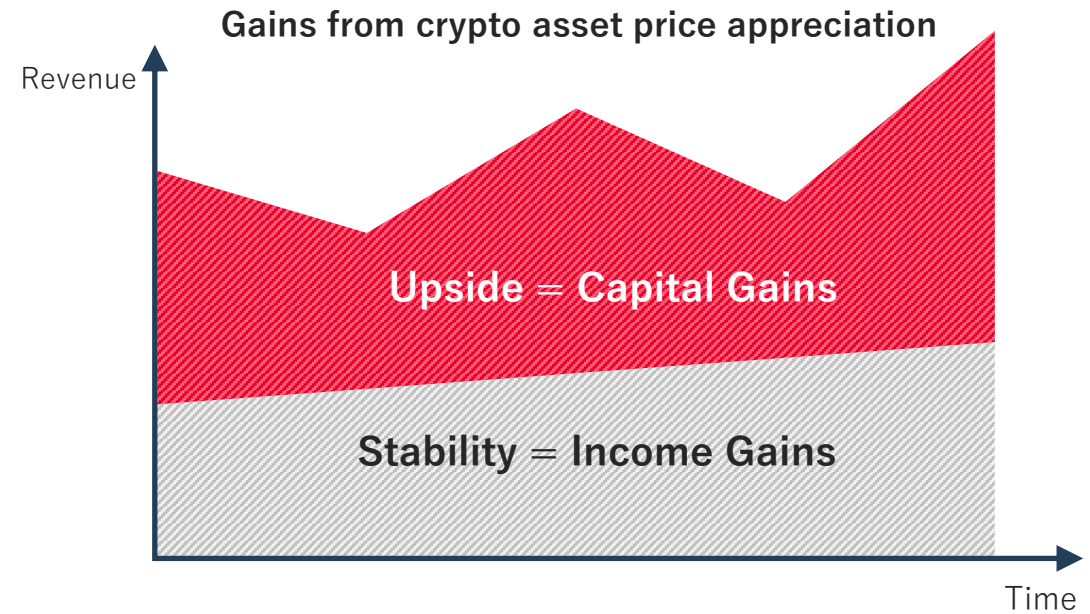
Against the backdrop of a long-term market expansion trend, aim to secure stable revenue and expand revenue through increases in crypto asset prices.

- ✓ The Company balances holding and operating crypto assets such as BTC and XRP to generate Income Gains and Capital Gains.
- ✓ **While other companies are mainly "holding," the Company differentiates itself through active operation and builds a unique revenue model.**

## Crypto Asset Market Capitalization



## Basic Strategy for the Blockchain-Related Business



Continuous revenue received by utilizing held assets (staking rewards, etc.).

# Progress by Business: Blockchain-Related Business (Revenue Expansion via Stable Income × Price Appreciation)

Finance/Node, Asset Management

In line with the basic strategy, utilize BTC as a business asset and aim to enhance corporate value.



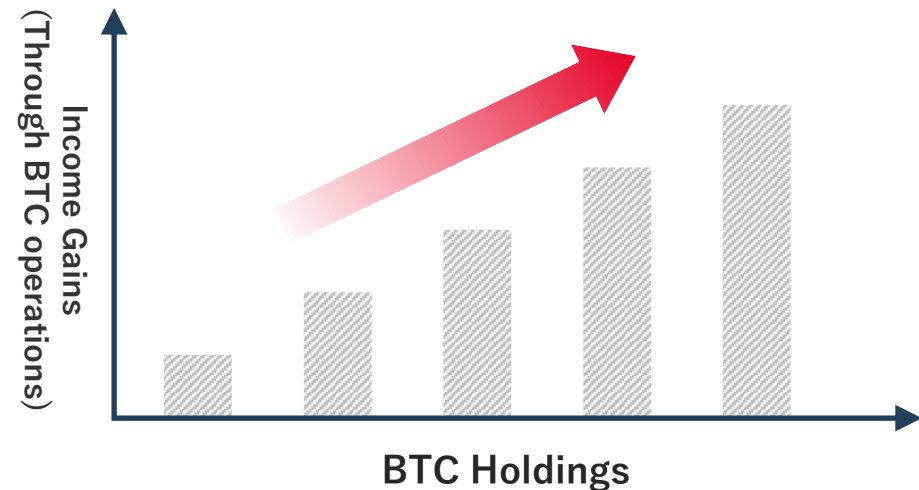
## Leverage BTC as a “business asset”

- Earn stable revenue (Income Gains) through operation.
- Aim for value appreciation (Capital Gains) through long-term holding.



**Position BTC as a “business asset” and create Revenue Opportunities.**

## Income Gains increase in proportion to holdings of BTC, etc.



Note: A general schematic example of crypto asset operation using BTC.

# Progress by Business: Blockchain-Related Business (New Revenue Opportunities Through Collaboration with SBI)

Finance/Node, Asset Management

Participate in the XRP ecosystem, which plays a core role in the international remittance and liquidity network, and aim to expand Revenue Opportunities.



## Why XRP

- A Major Crypto Asset, ranking No. 4 by Market Capitalization
- International Remittance Infrastructure (**Expanding Real-World Demand**)
- SBI's strong ecosystem
- ETFs/stablecoins, etc. — **Regulatory Progress**

## Earnings opportunities gumi will create with XRP

- Income via Staking/Lending
- Operations Anticipating ETF Listing (Stable Earnings Model)
- Handling Opportunities in the International Remittance and Payment Sector
- Utilization in New Businesses (Digital Asset Field)

Note: This describes the Company's strategy and is not a definitive plan.

# Progress by Business: Blockchain-Related Business (Fund Performance and Developing Businesses That Will Become Future Pillars)

Finance/Investment

Have continuously launched three funds, building a top-tier track record in the industry.

- ✓ Currently, **two funds are in the growth phase**, and contributions to earnings are expected in the medium-term.
- ✓ With a view to developing financial products for individual investors, **forming a fund jointly with SBI**.

	Fund Size		
Established 2018 <b>gumi Cryptos Fund I</b>	USD 21M	Collection Phase	<ul style="list-style-type: none"> <li>- <b>Investment Multiple: 7.8x</b> Portion Attributable to the Company: <b>Approximately 5.80 billion yen</b></li> <li>- Investing in Silicon Valley crypto assets and web3 seeds.</li> <li>- Already recovered principal and expecting additional returns.</li> </ul>
Established 2022 <b>gumi Cryptos Fund II</b>	USD 110M	Growth Phase	<ul style="list-style-type: none"> <li>- Currently, <b>invested in 60 projects</b>; execution rate 75%.</li> <li>- Focus on Silicon Valley crypto asset and web3 seed projects.</li> <li>- Aiming to expand earnings from multiple projects with significant growth potential.</li> </ul>
Established 2024 <b>DECIMA*</b>	USD 40M	Growth Phase	<ul style="list-style-type: none"> <li>- Currently, <b>investment executed in 29 deals</b>.</li> <li>- Investing in listed crypto assets in addition to unlisted projects.</li> <li>- Combining unlisted and listed crypto assets to maximize earning potential.</li> </ul>
Planned establishment in 2025 <b>SBI Joint Fund</b>	Several Billion Yen	Under Formation	<ul style="list-style-type: none"> <li>- <b>Proceeding towards initial closing</b>.</li> <li>- Forming a new fund targeting listed crypto assets, based on our past track record.</li> </ul>

# Progress by Business: Neo-Media Business (Next-Generation Media Strategy in Collaboration with SBI)

Neo-Media Business

With SBI to distribute and gumi to nurture IPs,  
we will co-create a next-generation media strategy with an eye on the global market

## SBI's Vision

### Neo-Media Strategy

- Promote acquisition of IPs through a 100 bil. yen fund.
- Utilize IPs on the media platform to be launched in the future.

## gumi's Strengths

- Ability to develop entertainment-related content such as games, anime, and music.
- A strong network with copyright holders both domestic and overseas.
- Expertise and discernment for IPs based on past investment track record.

## Strategic Alliance Between SBI and gumi

①  
Anime  
Manga  
Games

- Further acquisition of existing IPs and creation of new IPs through strengthened partnership with copyright holders.

②  
Music  
Performing  
Arts

- Creation of new services by collaborating with artists and influencers.

③  
Sports  
Other

- Provision of offline entertainment services centered on real-life experiences.

Currently advancing a joint discussion with SBI  
to give concrete form to the business concept.

## ■ Financial Highlights

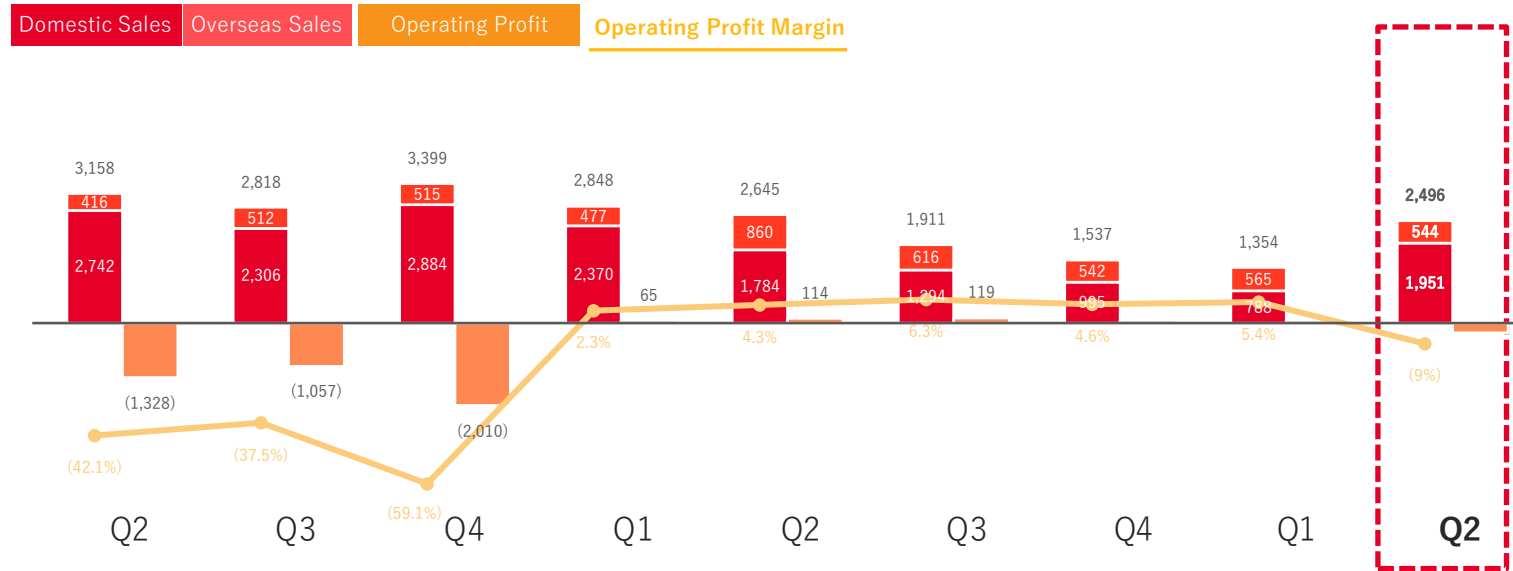
# Quarterly Performance Trends (Sales & Profit)

## Highlights

- ✓ Net Sales increased mainly due to the release of *OraDora*.
- ✓ Operating profit decreased temporarily, primarily due to advertising and promotion expenses associated with the release of *OraDora*.

## Sales and Operating Profit

(million yen)



### Sales

**2.49 bil. yen** YoY (5.6%)  
QoQ +84.3%

### Operating Profit

**(230 mil. yen)** YoY -  
QoQ -

### Overseas Sales Ratio

**21.8%**

	FY 2024	FY 2025	FY 2026
(million yen)			
Sales	2,742	2,645	2,496
Cost of Sales	(1,328)	(2,115)	(1,655)
Gross Profit	416	529	840
Gross Profit Margin	15.2%	20.0%	33.7%
SG&A	(1,057)	(414)	(1,076)
Operating Profit	512	114	(235)
Operating Profit Margin	18.7%	4.3%	(9.4%)
Ordinary Profit	515	728	267
Quarterly Net Profit Attributable to Parent Company Shareholders	103	767	103

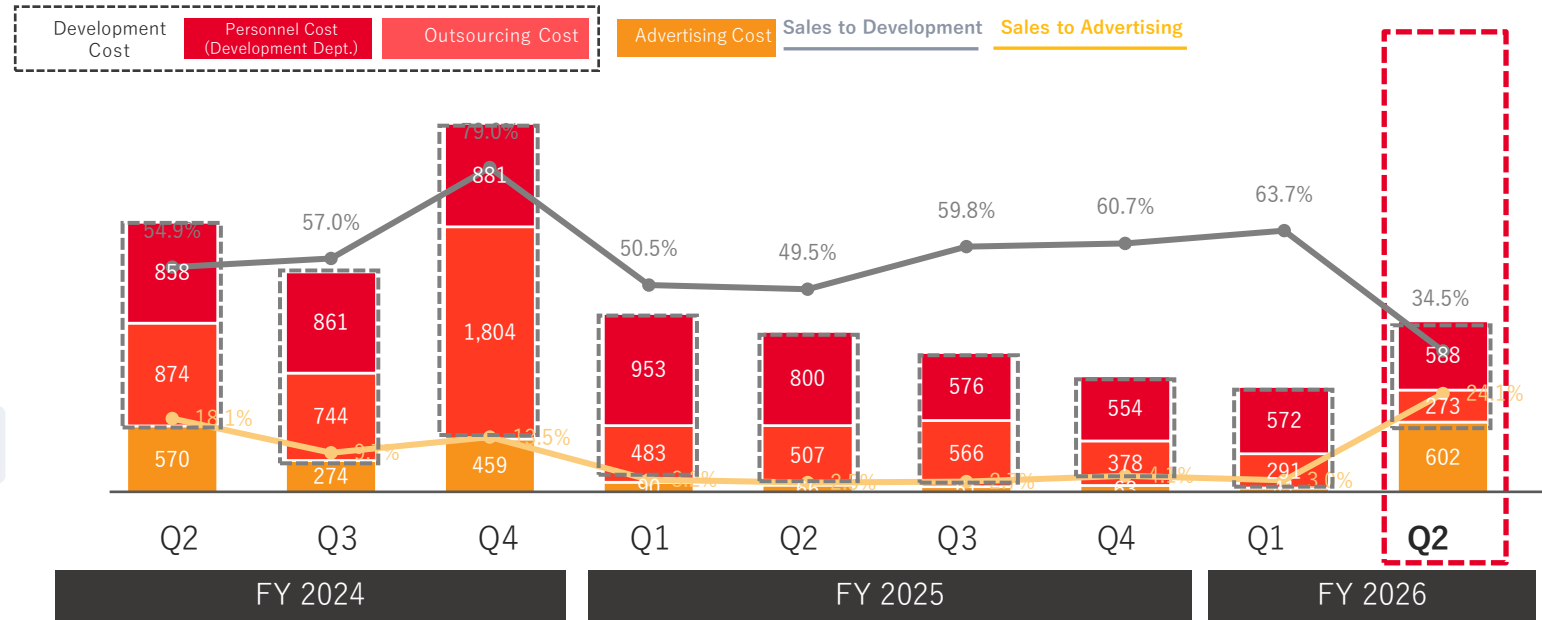
# Quarterly Performance Trends (Expenses)

## Highlights

- ✓ Development expenses were roughly flat versus Q1.
- ✓ Advertising and promotion expenses increased QoQ accompanying the release of *OraDora*.

## Development and Advertising Costs

(million yen)



### Development Cost

860 mil. yen

YoY (34.1%)  
QoQ (0.2%)

### Advertising Cost

600 mil. yen

YoY +809.7%  
QoQ +1,338.0%

### Advertising expenses to sales ratio

24.1%

(million yen)	FY 2026 Q2	FY 2025 Q2	YoY	FY 2026 Q1	QoQ
Cost of Sales	1,655	2,115	(21.8%)	846	+95.7%
Payment Fees	795	783	+1.6%	228	+248.9%
Personnel Cost	588	800	(26.5%)	572	+2.8%
Outsourcing Cost	273	507	(46.1%)	291	(6.0%)
Communication Expenses	283	206	+37.0%	115	+144.8%
Others	(285)	(182)	-	(361)	-
SG&A	1,076	414	+159.4%	435	+147.0%
Advertising Cost	602	66	+809.7%	41	+1,338.0%
Personnel Cost	264	143	+84.8%	155	+69.9%
Others	209	205	+1.8%	238	(12.2%)

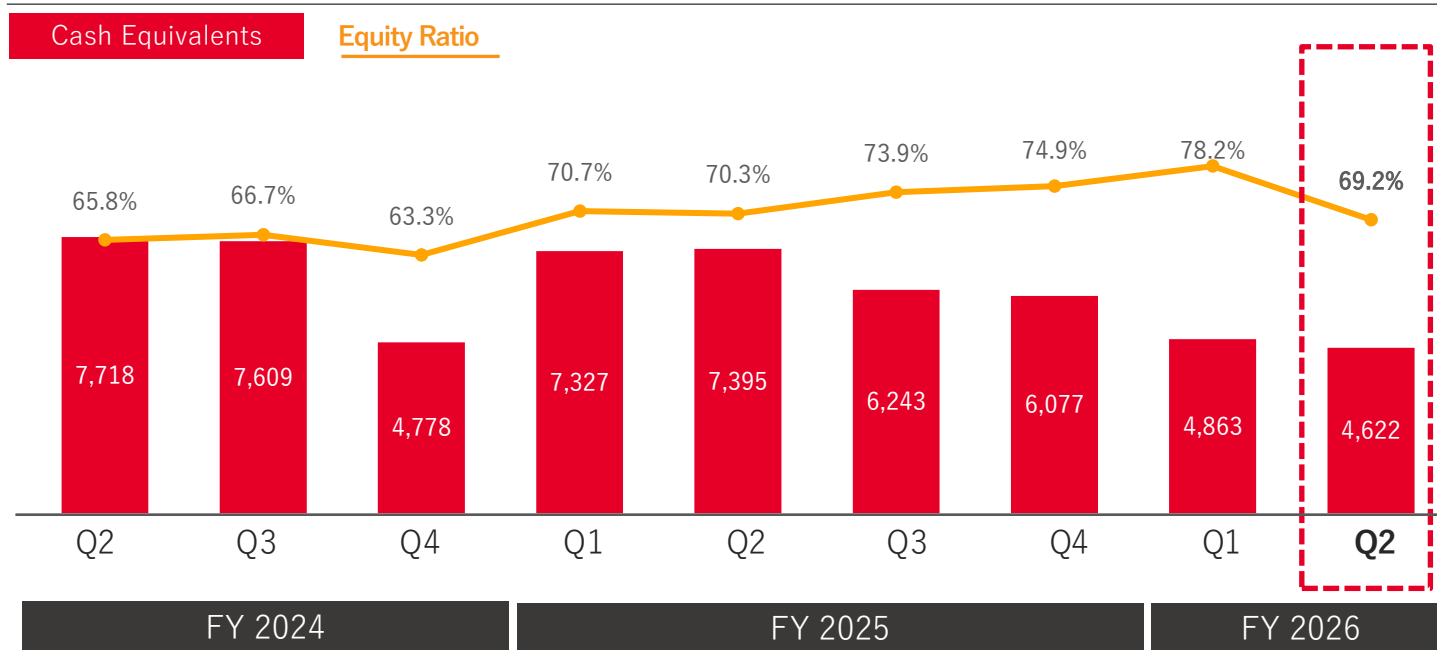
# Quarterly Performance Trends (BS)

## Highlights

- ✓ Cash and Deposits were roughly flat versus Q1.
- ✓ Equity ratio continued to maintain a sound level at 69.2%.
- ✓ On October 2, the Company resolved to raise capital through the issuance of stock acquisition rights (fundraising is currently underway).

## Cash Equivalents and Equity Ratio

(million yen)



### Cash and Cash Equivalent

**4.62 bil. yen** YoY (37.5%)  
QoQ (5.0%)

### Equity Ratio

**69.2%**

(million yen)	FY 2026 Q2	FY 2025 Q2	YoY	FY 2026 Q1	QoQ
Current Assets	19,390	14,165	+36.9%	16,275	+19.1%
Cash and Deposits	4,622	7,395	(37.5%)	4,865	(5.0%)
Fixed Assets	9,433	8,546	+10.4%	8,577	+10.0%
Total Assets	28,823	22,711	+26.9%	24,852	+16.0%
Current Liabilities	7,882	5,681	+38.7%	4,542	+73.5%
Fixed Debts	988	1,073	(8.0%)	868	+13.8%
Net Worth	19,952	15,956	+25.0%	19,441	+2.6%

# Quarterly Performance Trends (Personnel)

## Highlights

- ✓ The number of personnel has remained mostly flat.
- ✓ The Company will continue to review its structure as needed and optimize costs.

### Consolidated Headcount

**368**

### Domestic

**333**

### Overseas

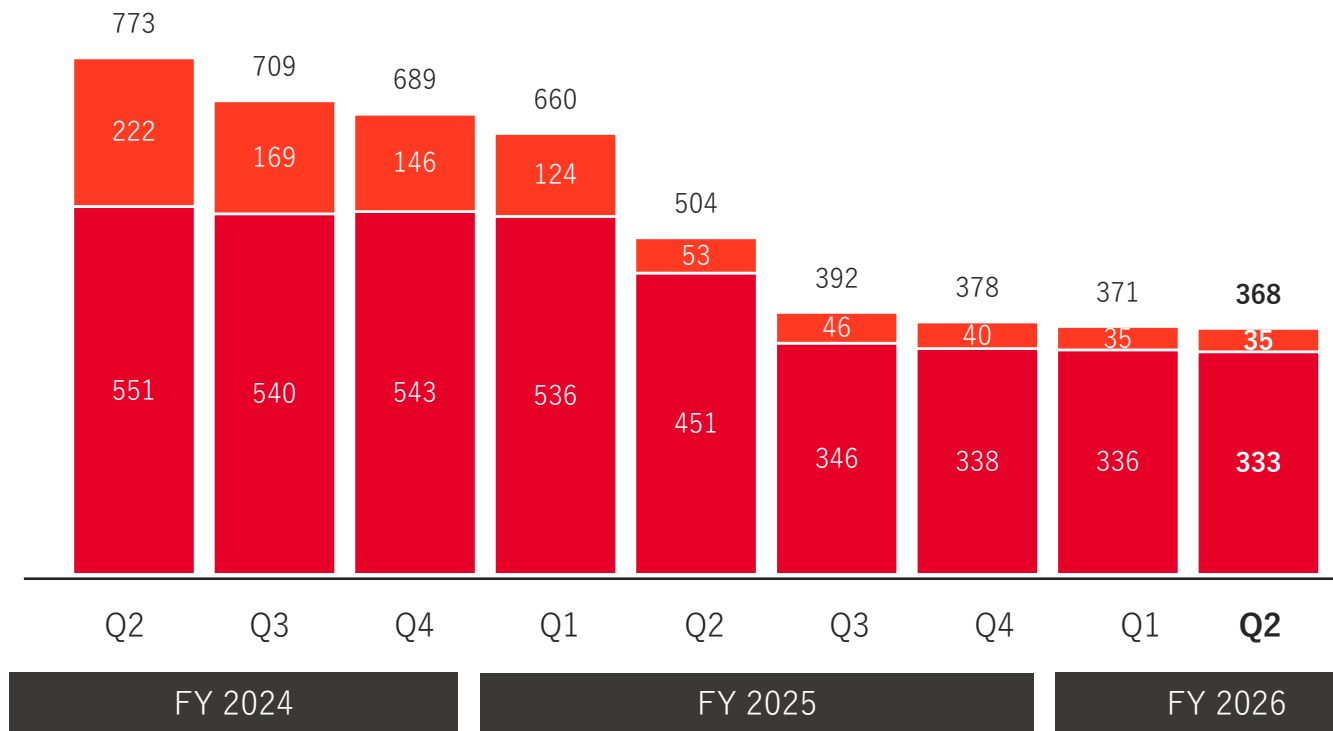
**35**

## Consolidated Headcount

(person)

Domestic Branch

Overseas Branch



## ■ Appendix

# Specific Initiatives to Increase Both Business Performance and Stock Price

			FY 2026			
			Q1	Q2	Q3	Q4
Mobile Game Business	Existing		Profitable Operations (Personnel transferred to new titles before operations run at a loss)			
	New	IP Release	<input checked="" type="checkbox"/> <i>JoJo's Bizarre Adventure</i>			
Commissioned Release		Commissioned Project (Advancing with future IP expansion in mind)				
Blockchain-Related Business	OSHI3	Content Distribution	<input checked="" type="checkbox"/> <i>Brave Frontier Versus</i>			
		Alliance Announcement	Following marketing collaboration with SPST and partnerships with TIS, TOPPAN, etc., we are developing partnerships with major enterprises			
	Node Operation		<input checked="" type="checkbox"/> <b>Strengthen node operation business at Hinode Technologies, jointly established with TIS</b>			
	Asset Management		<input checked="" type="checkbox"/> <b>In addition to BTC, plans to strategically acquire XRP</b>			
	Investments		Jointly establish a listed crypto asset fund with SBI (Launching operation in 2025)			
			Sale of investment securities held by the Group continuous recovery of investments from funds			
Other		<input checked="" type="checkbox"/> <b>Promotion of Neo-Media Business through collaboration with SBI</b>				
Other	Creation of New Businesses		<input checked="" type="checkbox"/> <b>Promotion of Neo-Media Business through collaboration with SBI</b>			

Note: The above schedule is an overview based on current information, and the plan may be subject to significant changes depending on circumstances

# Titles in Operation

Title	Release Date	Service Status
<i>Crystal of Re:union</i>	April 2016	<ul style="list-style-type: none"> <li>✓ Implementing seasonal and other events.</li> <li>✓ Plans for year-end/New Year in-game content and other activities.</li> </ul>
<i>WAR OF THE VISIONS FINAL FANTASY BRAVE EXVIUS</i> *	November 2019	<ul style="list-style-type: none"> <li>✓ Implement collaborations with major IPs and pre-6th anniversary initiatives, etc.</li> </ul>
<i>Ragnador: Ayashiki Kōtei to Shūen no Yashahime</i>	October 2021	<ul style="list-style-type: none"> <li>✓ Implement collaborations with major IPs and the Company's own IPs, and 3rd-anniversary initiatives, etc.</li> <li>✓ Plans for seasonal events, etc.</li> </ul>
<i>Phantom of the Kill -Alternative Imitation-</i>	March 2024	<ul style="list-style-type: none"> <li>✓ Implement 1.5-year anniversary content and initiatives.</li> <li>✓ Plans for year-end/New Year contents and other activities.</li> </ul>
<i>JoJo's Bizarre Adventure Ora Ora Overdrive</i>	October 2025	<ul style="list-style-type: none"> <li>✓ Released on September 25, 2025 Started strong, including achieving the #1 rank in free downloads.</li> <li>✓ Plans for year-end/New Year contents and other activities.</li> </ul>

© SQUARE ENIX Co-Developed by gumi Inc.

\*Development and operation of WAR OF THE VISIONS FINAL FANTASY BRAVE EXVIUS (Published/Distributed by SQUARE ENIX) handled by gumi Inc.

©Hirohiko Araki & LUCKY LAND COMMUNICATIONS/Shueisha - JoJo's Bizarre Adventure THE ANIMATION PROJECT

©A/S, JOJO A P ©A&L/S, JOJO SC ©L/S, JOJO DU ©L/S, JOJO GW ©L/S, JOJO SO ©gumi

## What is OSHI3 (Re-post)

Launching a new token-based economy that will be the core of our Blockchain-Related Business. (OSHI3)



Blockchain Technology

×

Content Platforms



Expanding existing "Oshikatsu" to the digital sector

Creating a New Token-Based Economy

The purpose of this document is to provide financial and managerial information on gumi Inc. (hereinafter referred to as "our company") and its subsidiaries and affiliates (hereinafter referred to collectively as "our group").

Information in this document relating to any company outside of our group and any third party information is quoted from publicly available information. Our company has not verified the accuracy, completeness, or appropriateness and does not guarantee any of the information other than that of our group.

All of information in this document is subject to change without any notice.

This document is not intended as a solicitation to invest in acquisition of our securities, nor does it include all the necessary information to make a decision to invest in our company's securities.

*Disclaimer: This document has been translated from the Japanese original for reference purposes only. In the event of any discrepancy between this translated document and the Japanese original, the original shall prevail.*

*Wow the World!* **gumi**

**Wow the World!**